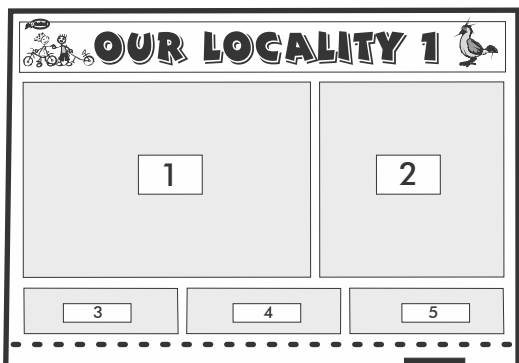
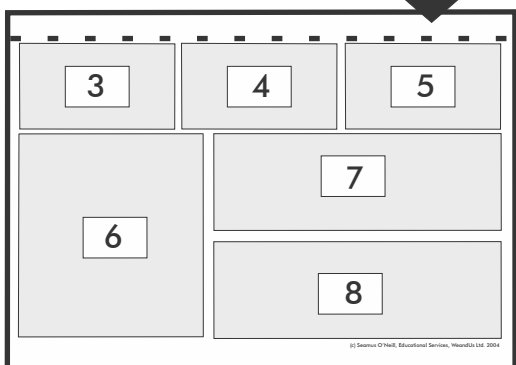


The A2-size Blank Posters

A3-size TOP Section



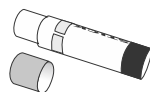
A3-size BOTTOM



There are 2 blank posters, each consisting of two A3-size sections, top and bottom. Cut and assemble the posters to make larger A2-size backing sheets for the 15 completed activities.

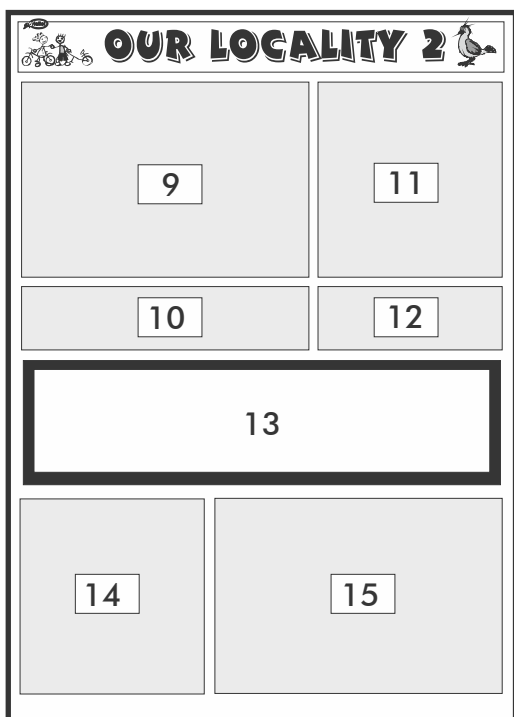
Join the top and bottom sections.

1. Cut along the dotted line to remove the white margin.



2. Glue the top and bottom sections along the dashed line.

A2-size POSTER



3. Assemble Poster 2 in the same way.

