





ACTIVITY 5: AN IMPORTANT AMENITY

An Important Amenity

in Our Locality

.....

.....

.....


.....

.....

.....

.....

.....



An amenity is a feature of a place that makes life easy or pleasant.

In your locality there may be a natural amenity such as a river, lake, seashore, woodland, park or mountain. There may be a man-made amenity such as a sports stadium, leisure complex, railway station etc.

1. Discuss and decide which local amenity is important to your area.
2. Draw a picture or take a photograph of the amenity and write a few words about it.
3. Draw a picture in the circle, of something you would expect to find in the amenity - for example - a fish, flower, bird, sea-shell, flag, ticket etc. Say what it is.

You could base your Science Exhibit, Your Maths Train or your IT Project on this amenity.